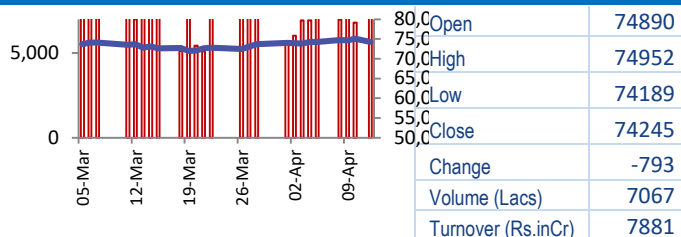
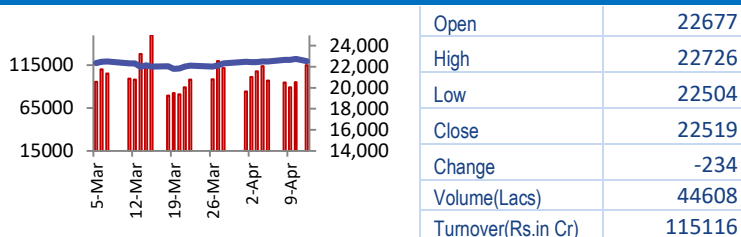


BSE



NSE



World Markets	Current	Previous	Pt. Chg	Var(%)
Dow	37983	38459	(476)	-1.2%
Dow Futures	38316	38238	78	0.2%
Nasdaq	16175	16442	(267)	-1.6%
FTSE	7996	7924	72	0.9%
Nikkei	39119	39524	(405)	-1.0%
Hang Seng	16584	16722	(138)	-0.8%
Gift Nifty	22467	22450	18	0.1%
Straits Singapore	3180	3217	(37)	-1.2%
South Korea	2651	2682	(31)	-1.2%
Taiwan	20544	20737	(193)	-0.9%
Shanghai	3058	3019	39	1.3%

Market Review

US: The global financial world was roiled by a flare-up in geopolitical risks that sent U.S. stocks sliding.

Asia: Markets in Asia-Pacific region fell in early trade Monday on risk off sentiment as geopolitical tension heightened after Iran's attack on Israel over the weekend.

India: Markets erased earlier losses to close little changed on Friday, led by gains in rate-sensitive realty and banking stocks after the RBI kept the rate unchanged at policy. This helped the indices clock their third weekly gain. **Market is expected to open gap down and likely to witness profit booking during the day.**

Commodity Prices	Current	Previous	Pt. Chg	Var(%)
Copper (\$/MT)	9483	9458	25.0	0.3%
Alumin (\$/MT)	2613	2494	119.0	4.8%
Zinc (\$/MT)	2800	2829	(29.0)	-1.0%
Brent Crude (\$/bbl)	90.0	90.0	0.0	0.0%
Gold (\$/Ounce)	2362	2344	18.0	0.8%
Silver (\$/Ounce)	28.0	28.0	0.0	0.0%
Light Crude (\$/bbl)	85.0	86.0	(1.0)	-1.2%
N G (\$/mmbtu)	2.0	2.0	0.0	0.0%
Sugar (\$/MT)	589.0	597.0	(8.0)	-1.3%
Rubber (Rs./kg)	183.0	184.0	(1.0)	-0.5%
Baltic Dry Index	1729	1690	39.0	2.3%

Global Economy: Japan's key gauge of capital spending grew much stronger than expected in February, rebounding sharply from the prior month's decline in a welcome sign for domestic demand even as the yen's slide against the dollar raises the cost of living. Core machinery orders rose 7.7% in February from the previous month, blowing past a 0.8% increase expected by economists in a Reuters poll and more than recouping a 1.7% fall in January. Compared with a year earlier, core orders, a highly volatile data series regarded as an indicator of capital spending in the coming six to nine months, declined 1.8% in February, compared with a 6.0% drop seen by economists.

Currency Exchange Rate	Current	Previous	Var(%)
Rs./ \$ rate	83.42	83.19	0.28%
Rs./ Euro	88.93	90.38	-1.60%
Rs./Chinese Yuan	11.56	11.53	0.26%
Yen / \$ rate	153.71	153.23	0.31%
\$ US/Euro	1.07	1.06	0.94%

China's central bank on Monday left a key policy interest rate unchanged as widely expected when rolling over maturing medium-term loans, and drained some cash from the banking system through the bond instrument. Keeping the medium-term lending facility rate steady underscores the central bank's intention to maintain currency stability amid a shaky economic recovery and push back on market expectations around the timing of a first U.S. Fed Reserve interest rate cut this year.

Dollar Index	Current	Previous	Var(%)
Dollar Index	105.26	105.28	-0.02%

Support/ Resistance Levels for Today		
	Nifty	Bank Nifty Fut
Support 1	22400	48500
Support 2	22340	48340
Resistance	22640	48860

Commodities Gold prices edged up on Monday, hovering below a record high hit in the previous session, as escalating tensions in the Middle East lifted bullion's safe-haven appeal.

Oil prices fell at Asia's open on Monday, as market participants dialed back risk premiums following Iran's attack on Israel late on Saturday which the Israeli government said caused limited damage.

Securities in Ban For Trade			
BALRAMCHIN		GNFC	
ZEEL	PEL	METROPOLIS	
HINDCOPPER		IDEA	
INDIACEM		NATIONALUM	

Currency The dollar steadied on Monday, holding its biggest weekly gain since 2022, as escalating conflict in the Middle East and the prospect of stubbornly high U.S. interest rates gave support.

FII Derivative Transactions (Rs. Cr)

Contracts	Purchase		Sell		Net	Open Interest (OI)		OI (Previous day)		Change	
	Contract	Value	Contract	Value	Value	Contract	Value	Contract	Value	Contract	Value
Index Future	42809	4156	60643	6152	(1996)	283362	26322	298230	28016	(14868)	(1694)
Index Option	14616928	1330802	14743900	1339753	(8951)	3461913	326392	2049871	193746	1412042	132646
Stock Future	259639	22289	348168	29148	(6859)	3137217	261048	3129640	262372	7577	(1324)
Stock Option	551870	49470	556757	49840	(370)	386185	33340	359048	31461	27137	1879
Total	15471246	1406717	15709468	1424893	(18176)	7268677	647102	5836789	515595	1431888	131507

FII All Activity-BBG (Rs Cr)	Buy	Sell	Net
3-Apr-24	14852	16107	(1255)
4-Apr-24	14012	14990	(978)
5-Apr-24	13097	11182	1915
8-Apr-24	31364	22837	8527
10-Apr-24	13830	10599	3230
Month to date-Apr	141910	128563	13347
FII (Prov.) (Rs Cr)	Buy	Sell	Net
5-Apr-24	12835	11175	1659
8-Apr-24	11505	12189	(685)
9-Apr-24	13965	14558	(593)
10-Apr-24	13345	10567	2778
12-Apr-24	15405	23432	(8027)
Month to date-Apr	116443	126805	(10362)
DII (Prov.) (Rs. Cr)	Buy	Sell	Net
5-Apr-24	9462	12833	(3370)
8-Apr-24	12727	9257	3471
9-Apr-24	11130	8873	2257
10-Apr-24	12343	12179	163
12-Apr-24	17220	10879	6342
Month to date-Apr	110496	98263	12233
FII Debt - BBG (Rs. Cr)	Buy	Sell	Net
3-Apr-24	2147	5801	(3654)
4-Apr-24	1741	2590	(849)
5-Apr-24	1138	2764	(1626)
8-Apr-24	1325	769	556
10-Apr-24	3458	2082	1377
Month to date-Apr	18430	16908	1522

Market Breadth	BSE		NSE	
	No.	%	No.	%
Advance	1405	36%	867	33%
Decline	2448	62%	1717	65%
Unchanged	90	2%	70	3%

Market Turnover	12-Apr	10-Apr	Var (%)
BSE Cash	7881	6808	16%
NSE Cash	115116	95135	21%
NSE Futures	153197	141363	8%
NSE Options	13431093	56890191	-76%
Total (Rs.Cr)	13707287	57133497	-76%

Volatility Index	12-Apr	10-Apr
Volatility Index	11.53	11.11

Index PE - TTM	12-Apr	Yr. High	Yr. Low
Sensex	25.4	26.0	22.2
Nifty	23.1	28.8	20.3

Corporate News

Varun Beverages starts commercial production of carbonated drinks at Gorakhpur facility

Varun Beverages commenced soft drink production in Gorakhpur. The company sees significant revenue contribution from the Indian Subcontinent and African markets, reporting a substantial net revenue in 2023. VBL said it is investing about Rs 1,100 crore for the greenfield project. (ET)

Petregaz India commissions its Rs 600 cr LPG import and storage terminal

The newly commissioned facility, with an investment of Rs 600 crore, enables Petregaz to deliver cost-effective, and dependable solutions to LPG marketers. With an annual capacity of over 1.5 MMT, the facility has excellent road connectivity to the hinterland of Tamil Nadu, Telangana, Karnataka, and Andhra Pradesh. (BS)

HMPL board approves ₹486 cr fundraising plan

Hazoor Multi Projects said its board has approved a proposal to raise ₹486 cr through the issuance of warrants. The board has approved fundraising of ₹486 cr through issuing and allotting up to 1.62 cr fully convertible warrants to the persons belonging to the 'non-promoter' and 'public' category on a preferential basis at an issue price of ₹300 per warrant. (BL)

Economy

RBI steps up gold buying amid US dollar volatility

RBI increases gold purchases to diversify forex reserves, with gold value contributing to record \$648.5 bn. In Jan-Feb this year the RBI bought 0.43 mn troy ounce, or close to 13.3 tonnes of gold, from the market. That is over 80% of the total gold purchases of 0.52 mn troy ounce in 2023 by RBI. (ET)

Finmin pitches for enhanced KYC, due diligence for merchants, business correspondents

Finance ministry stresses rigorous KYC and due diligence to prevent financial frauds, focusing on data security, safeguarding the financial ecosystem, and blocking fraudulent micro ATMs. There is a need to strengthen data security and data protection at the level of merchants and BCs as chances of compromise are higher at that level. Recommendations were discussed at an inter-ministerial meeting. (ET)

International

BNP Paribas to acquire Fosun's around 9% stake in Belgian insurer Ageas

BNP Paribas has signed an agreement with China's Fosun Group to acquire its around 9% stake in Belgian insurer Ageas for a sum the French bank estimates at 730 mn euros (\$776.87 mn). Ageas and BNP Paribas are long time partners via a joint shareholding in AG Insurance, Belgium's leading insurer. (Inv)

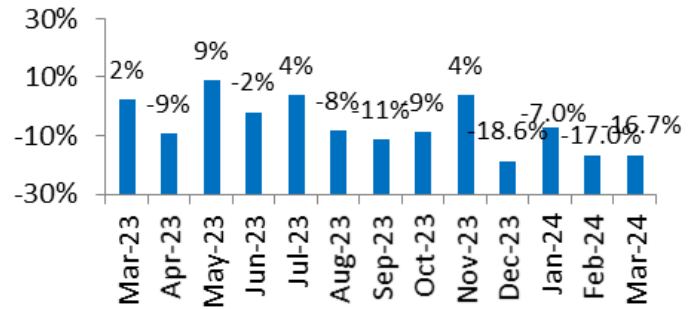
Top 5 Nifty Gainers	12-Apr	10-Apr	Var(%)
DIVISLAB	3780	3739	1.1%
BAJAJ-AUTO	9065	9006	0.7%
TATAMOTORS	1019	1014	0.5%
TCS	4001	3985	0.4%
TATACONSUM	1149	1145	0.4%
Top 5 Nifty Losers	12-Apr	10-Apr	Var(%)
SUNPHARMA	1540	1604	-4.0%
MARUTI	12267	12683	-3.3%
POWERGRID	275	283	-2.6%
TITAN	3619	3711	-2.5%
ONGC	266	272	-2.3%

BSE Index Watch	Last	1 day	1 wk	1 mth	1 yr
SENSEX	74245	-1.1%	0.0%	2.2%	22.9%
MIDCAP	40909	-0.5%	0.7%	7.0%	65.5%
SMLCAP	45872	-0.6%	0.1%	9.2%	63.0%
AUTO	49732	-0.6%	0.5%	7.4%	67.2%
BANKEX	54884	-0.9%	1.4%	3.9%	14.8%
Capital Goods	62252	-0.5%	-0.6%	9.6%	75.6%
FMCG	19334	-1.1%	0.1%	-0.3%	16.1%
Health Care	35262	-1.2%	-0.7%	4.0%	54.7%
IT	35782	-0.8%	-1.2%	-5.7%	26.7%
METAL	30348	-0.5%	2.6%	14.4%	53.3%
Oil & Gas	28245	-1.3%	1.3%	5.1%	59.5%
Power	7027	-0.8%	0.3%	10.3%	92.3%
Realty	7496	-1.0%	2.9%	14.3%	120.2%

NSE USD Futures	12-Apr	10-Apr	Var (%)
April Expiry (Rs./\$)	83.38	83.23	0.2%
May Expiry (Rs./\$)	83.45	83.27	0.2%
Total Turnover (Rs. Crore)	6035	6989	-14%

Sectors	TTM PE
Auto	32.5
Auto Ancillary	45.19
Banking	16.4
Engineering	39.78
Cement	80.22
Diamonds & Jewellery	46.09
Housing Finance	20.18
Infrastructure & Const	32.28
Metals-Aluminium	41.1
Metal - Steel	17.76
Oil Expl.	20.27
Pharma	12.64
Power – Gen. Supp.	46.51
Information Tech.	22.21
Sugar	15.01
Telecom Serv. Prov.	82.78
Tyres	26.44

Escorts Monthly Volume Growth (YoY) (Source: Company data)



10 year G-Sec Yield	Current	Previous	Change
US	4.54%	4.52%	2 bps
Japan	0.86%	0.86%	0 bps
India	7.18%	7.11%	7 bps
UK	4.14%	4.20%	(6) bps
Libor 3 Mths	5.59%	5.59%	0 bps

Indian Eco Data	Current	Previous	Var(%)
Forex Reserve (US\$ in bn)	525	528	-0.7%
Inflation - WPI	0.20%	0.27%	(7) bps
Inflation - CPI	4.85%	5.09%	(24) bps

India GDP	Q3FY24	Q2FY24	Var(%)
Growth	8.36%	7.60%	76 bps

Monetary Policy	Current	Previous	Change
Repo Rate	6.50%	6.50%	0 bps
Reverse Repo Rate	3.35%	3.35%	0 bps
CRR	4.50%	4.50%	0 bps
O/S Banking System Liquidity (Rs bn)	999	1073	(74.9)

IIP Growth %	Jan-24	Jan-23	Apr-Feb
IIP	5.7	6.0	6.2
Mining	5.9	9.0	8.5
Manufacturing	3.2	4.5	5.7
Electricity	5.6	12.7	7.0

Bulk Deal As On 12/04/24

BSE

Security Code	Security Name	Client Name	Deal	Quantity	Price
513119	ABCGAS	ARJUN LEASING AND FINANCE PVT LTD .	B	13682	73.29
513119	ABCGAS	MULTIPLIER SHARE & STOCK ADVISORS PRIVATE LIMITED	S	11512	73.29
530249	BRIDGESE	KRUSHARTH KALPESHBHAI PANCHAL	B	27615	27.06
530755	CORNE	SUNIL SHANTIKUMAR MAJITHIA	B	36000	9.9
512379	CRESSAN	GAURI NANDAN TRADERS	B	2017177	18.24
512379	CRESSAN	INTEX COMMOALES LLP	S	1233556	18.23
512379	CRESSAN	INTEX COMMOALES LLP	B	2222468	18.34
543594	DPL	BHAVESHKUMAR CHANDRAKANT SHAH	S	249000	9.02
543594	DPL	JYOTSANABEN CHANDRAKANT SHAH	S	249000	9.02
543594	DPL	NIKHIL RAJESH SINGH	S	1071000	9.63
543594	DPL	NIKHIL RAJESH SINGH	B	660000	9.29
543594	DPL	NISHIL FINANCIAL ADVISORS LLP .	B	1170000	10
543594	DPL	RATHOD MANOJ CHHAGANLAL HUF	S	999000	10
531144	ELFORGE	INDIRA VASUDEVAN	S	150239	13.2
530733	ENCODE	SWATI GUPTA SOMA	S	30000	11.71
530733	ENCODE	YOGESH SOMABHAI PATEL	B	17870	11.71
544156	GCONNECT	MAKWANA DIXIT CHANDUBHAI	S	33000	36.46
544156	GCONNECT	MANSI SHARE & STOCK ADVISORS PRIVATE LIMITED	S	42000	33.03
544156	GCONNECT	VAXFAB ENTERPRISES LIMITED	B	51000	33.81
540134	IISL	SHAUKATALI MOHAMED PRASLA	S	40000	5.5
540134	IISL	VIVEK KANDA	B	35388	5.5
536709	INDRENEW	HARNISH NITIN BRAHMBHATT	S	200000	18.2
536709	INDRENEW	MEHUL HASMUKH SHAH	S	86095	18.08
536709	INDRENEW	NANDANVAN INVESTMENTS LIMITED	B	200000	18.2
544160	JAYKAILASH	POOJASINGH	B	38400	75.56
544160	JAYKAILASH	SANTOSH RANI	B	25600	71.33
543613	MAFIA	SELVAMURTHY AKILANDESWARI	S	44000	12.92
543613	MAFIA	SUNIL SHANTIKUMAR MAJITHIA	B	36000	12.9
544073	MCPL	VINEY EQUITY MARKET LLP	B	58000	134.6
531494	NAV KAR	MANSI SHARE & STOCK ADVISORS PRIVATE LIMITED	B	2002000	7.63
531494	NAV KAR	MULTIPLIER SHARE & STOCK ADVISORS PRIVATE LIMITED	S	1186032	7.62
531494	NAV KAR	MULTIPLIER SHARE & STOCK ADVISORS PRIVATE LIMITED	B	70032	7
531494	NAV KAR	PRASHANT GORADIA	B	1200000	7.55
531215	RTSPOWR	MONEYCREW FINTEC PRIVATE LIMITED	S	65864	151.13
543924	SONALIS	ABHIJITH PUTTA	S	16000	39.9
532869	TARMAT	MINERVA VENTURES FUND	B	150000	106.09
532869	TARMAT	RISEROSE BUSINESS PRIVATE LIMITED	S	143922	106.09
531676	VAGHANI	SWEETU RAMESH UKANI	S	73260	15.62
544002	VIVAA	ARYAFIN-TRADE SERVICES INDIA PRIVATE LIMITED	B	28000	31.61

NSE

Security Code	Security Name	Client Name	Deal	Quantity	Price
ALUWIND	Aluwind Architectural Ltd	MANSI SHARE AND STOCK ADVISORS PVT LTD	SELL	126000	44.6
DRCSYSTEMS	DRC Systems India Limited	AJAY SURENDRABHAI PATEL	BUY	2500000	20.35
DRCSYSTEMS	DRC Systems India Limited	MOHIT SOMCHAND SHAH	SELL	2260000	20.42
DRCSYSTEMS	DRC Systems India Limited	SOMANI MULTIBIZ LIMITED	SELL	1920856	20.81
ENFUSE	Enfuse Solutions Limited	KARTHIKA KIZHAKKAYIL MANOHARAN	BUY	48000	126.51
K2INFRA	K2 Infracore Limited	MANSI SHARE AND STOCK ADVISORS PVT LTD	SELL	151200	148.6
K2INFRA	K2 Infracore Limited	MULTIPLIER SHARE & STOCK ADVISORS PRIVATE LIMITED	BUY	202800	148.6
KLL	Kaushalya Logistics Ltd	NEOMILE GROWTH FUND - SERIES I	SELL	142400	92.78
KLL	Kaushalya Logistics Ltd	SANDEEP SINGH	BUY	108800	90
KCK	Kck Industries Limited	CHANDRA BHAN KATARIA	SELL	60000	75.14
KDL	Kore Digital Limited	MULTIPLIER SHARE & STOCK ADVISORS PRIVATE LIMITED	SELL	17600	800.38
KRYSTAL	Krystal Integrated Ser L	NIRAJ RAJNIKANT SHAH	BUY	75000	982.34
RHL	Robust Hotels Limited	WHITEPIN TIE UP LIMITED	SELL	100227	133.09
SECURCRED	SecUR Credentials Limited	GVM VENTURES LLP	BUY	291000	20
SOLEX	Solex Energy Limited	BAJORIA FINANCIAL SERVICES PRIVATE LIMITED	BUY	48400	800
SUBXLTD	Subex Ltd	ASHAPURA COMMODITIES	SELL	3681000	30.64

Disclosure:

Research Reports that are published by Nirmal Bang Securities Private Limited (hereinafter referred to as "NBSPL") are for private circulation only. NBSPL is a registered Research Analyst under SEBI (Research Analyst) Regulations, 2014 having Registration no. INH000001766. NBSPL is also a registered Stock Broker with National Stock Exchange of India Limited, BSE Limited, Metropolitan Stock Exchange of India Limited, Multi Commodity Exchange of India Limited and , National Commodity and Derivative Exchange Limited in Capital Market , Equity and Commodities derivatives segments and Currency Derivatives Segment .

NBSPL has other business divisions with independent research teams separated by Chinese walls, and therefore may, at times, have different or contrary views on stocks and markets.

NBSPL or its associates have not been debarred / suspended by SEBI or any other regulatory authority for accessing / dealing in securities Market since last 20 years. NBSPL, its associates or analyst or his relatives do not hold any financial interest (Except Investment) in the subject company. NBSPL or its associates or Analyst do not have any conflict or material conflict of interest at the time of publication of the research report with the subject company. NBSPL or its associates or Analyst or his relatives may or may not hold beneficial ownership of 1% or more in the subject company at the end of the month immediately preceding the date of publication of this research report.

NBSPL or its associates / analyst has not received any compensation / managed or co-managed public offering of securities of the company covered by Analyst during the past twelve months. NBSPL or its associates have not received any compensation or other benefits from the company covered by Analyst or third party in connection with the research report. Analyst has not served as an officer, director or employee of Subject Company. NBSPL / analyst has not been engaged in market making activity of the subject company.

Analyst Certification: The research analysts and authors of these reports, hereby certify that the views expressed in this research report accurately reflects my/our personal views about the subject securities, issuers, products, sectors or industries. It is also certified that no part of the compensation of the analyst(s) was, is, or will be directly or indirectly related to the inclusion of specific recommendations or views in this research. The analyst(s) principally responsible for the preparation of this research report and has taken reasonable care to achieve and maintain independence and objectivity in making any recommendations.

Disclaimer:

The Research Report is for the personal information of the authorized recipient and does not construe to be any investment, legal or taxation advice. NBSPL is not soliciting any action based upon it. Nothing in the research report shall be construed as a solicitation to buy or sell any security or product, or to engage in or refrain from engaging in any such transaction. In preparing the research report, we did not take into account the investment objectives, financial situation and particular needs of the reader.

The research report has been prepared for the general use of the clients of NBSPL and must not be copied, either in whole or in part, or distributed or redistributed to any other person in any form. If you are not the intended recipient you must not use or disclose the information in the research report in any way. Though disseminated to all the customers simultaneously, not all customers may receive the research report at the same time. NBSPL will not treat recipients as customers by virtue of their receiving the research report. The research report is not directed or intended for distribution to or use by any person or entity resident in a state, country or any jurisdiction, where such distribution, publication, availability or use would be contrary to law, regulation or which would subject NBSPL & its group companies to registration or licensing requirements within such jurisdictions.

The report is based on the information obtained from sources believed to be reliable, but we do not make any representation or warranty that it is accurate, complete or up-to-date and it should not be relied upon as such. We accept no obligation to correct or update the information or opinions in it. NBSPL or any of its affiliates or employees shall not be in any way responsible for any loss or damage that may arise to any person from any inadvertent error in the information contained in the research report. NBSPL or any of its affiliates or employees do not provide, at any time, any express or implied warranty of any kind, regarding any matter pertaining to this report, including without limitation the implied warranties of merchantability, fitness for a particular purpose, and non-infringement. The recipients of the research report should rely on their own investigations.

This information is subject to change without any prior notice. NBSPL reserves its absolute discretion and right to make or refrain from making modifications and alterations to this statement from time to time. Nevertheless, NBSPL is committed to providing independent and transparent recommendations to its clients, and would be happy to provide information in response to specific client queries.

Before making an investment decision on the basis of research report, the reader needs to consider, with or without the assistance of an adviser, whether the advice is appropriate in light of their particular investment needs, objectives and financial circumstances. There are risks involved in securities trading. The price of securities can and does fluctuate, and an individual security may even become valueless. International investors are reminded of the additional risks inherent in international investments, such as currency fluctuations and international stock market or economic conditions, which may adversely affect the value of the investment. Opinions expressed are subject to change without any notice. Neither the company nor the director or the employees of NBSPL accept any liability whatsoever for any direct, indirect, consequential or other loss arising from any use of the research report and/or further communication in relation to the research report. Here it may be noted that neither NBSPL, nor its directors, employees, agents or representatives shall be liable for any damages whether direct or indirect, incidental, special or consequential including lost revenue or lost profit that may arise from or in connection with the use of the information contained in the research report.

Copyright of this document vests exclusively with NBSPL.

Our reports are also available on our website

Registration granted by SEBI and certification from NISM in no way guarantee performance of NBSPL or provide any assurance of returns to investors.

Nirmal Bang Research (Division of Nirmal Bang Securities Pvt. Ltd.)

B-2, 301/302, Marathon Innova,
Opp. Peninsula Corporate Park
Off. Ganpatrao Kadam Marg
Lower Parel(W), Mumbai-400013
Board No. : 91 22 6723 8000/8001
Fax. : 022 6723 8010